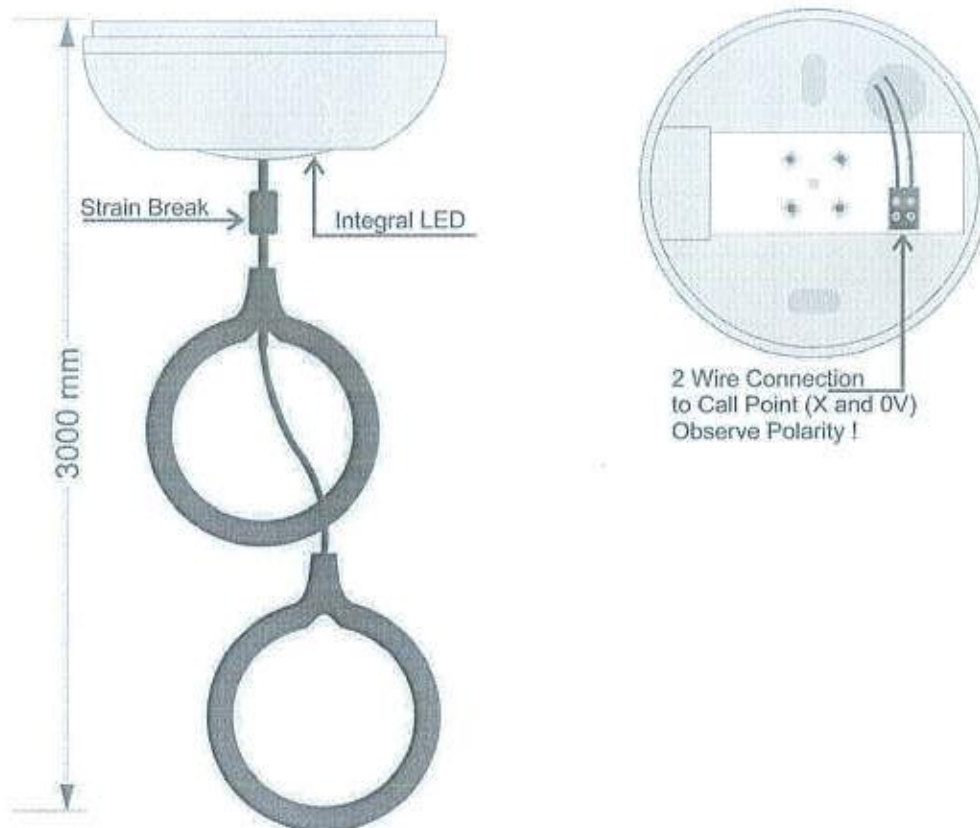


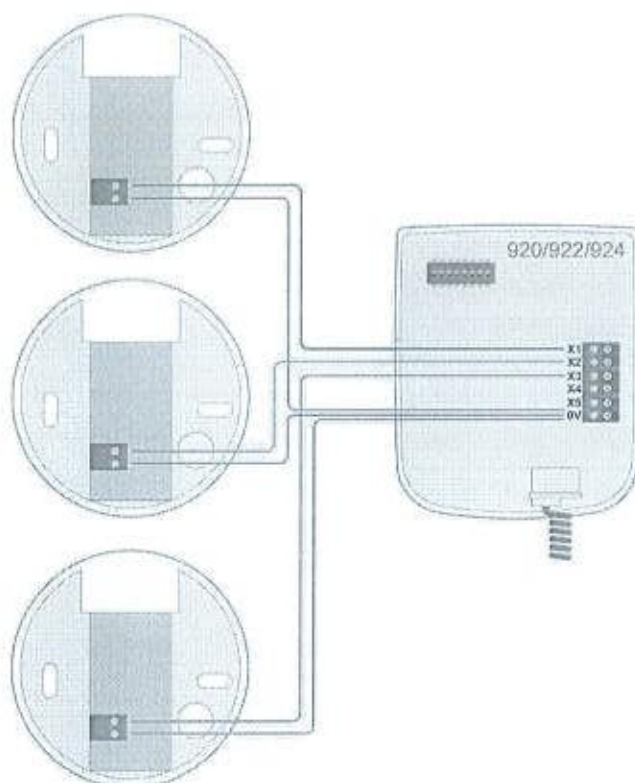
3.29 973 Bathroom Pull Cord

The Bathroom Pull Cord is supplied in a self contained enclosure which is fixed to the ceiling or suitable surface. The unit is designed to operate in the horizontal plane as shown. The unit features antibacterial pull with cord, together with integral Re-assurance LED. The maximum length of the cord and pull is 3000mm.



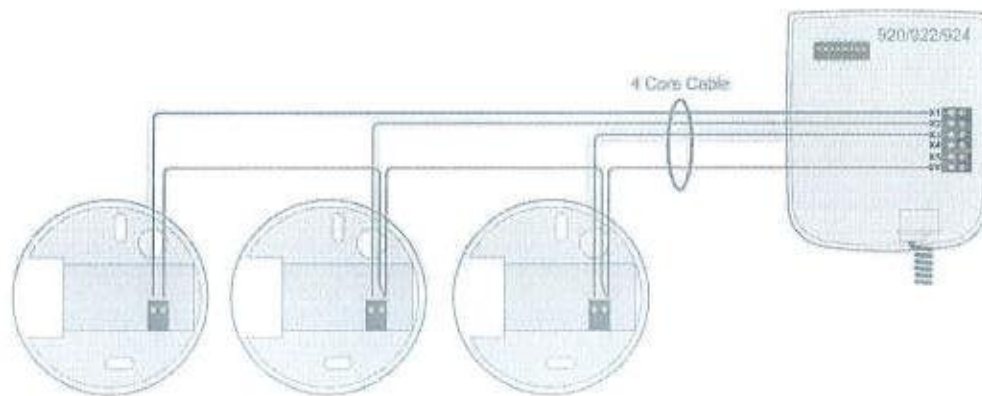
3.29.1 Connection to Call Point

The Bathroom Pull Cord connects to the call point using a two wire connection with one Bathroom Pull Cord connected to each Call Point X terminal. The diagram below shows three bathroom pull cords connected to a single call point. **Caution:** The maximum cable length between the call point and the bathroom pull cord is 10metres.



3.29.2 Connection to Call Point using 4 core cable

The Bathroom Pull Cord connects to the call point using a two wire connection. The diagram below shows three bathroom pull cords connected to a single call point using a single 4 core cable. **Caution:** The maximum cable length between the call point and the bathroom pull cord is 10metres.



3.29.3 Size and Weights

The unit is supplied in a surface mounting self contained enclosure Size: Diameter 105 x H45mm. Weight 120g. The unit is designed to operate in the vertical plane only.